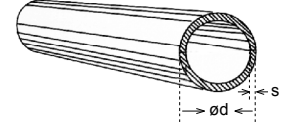




**DİKİŞSİZ BORULAR**  
**SEAMLESS TUBE**

Ürün Kodu: Mat :0005  
Polisaj:0006

Art. Code: Matt :0005  
Polished:0006



NORMLAR / NORMS: EN 10216-5, ASTM-A269, ASTM-A 312

SERTİFİKA / CERTIFICATE: EN 10204 3,2

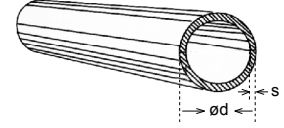
Dış Çap Outside Diameter ø(d) (mm)	Et Kalınlığı Thickness (s) (mm)	Boyutlar Dimensions INCH-GAS-SCH	Kg / m	304 - 304L		316 - 316L	
				Mat Matt	polisajlı polished	Mat Matt	polisajlı polished
6,00	1,00		0,125				
6,00	1,50		0,169				
6,00	2,00		0,200				
6,35	0,51	1/4" x 0,020"	0,075				
6,35	0,71	1/4" x 0,028 "	0,100				
6,35	0,89	1/4" x 0,035"	0,122				
6,35	1,24	1/4" x 0,049"	0,159				
6,35	1,65	1/4" x 0,065"	0,194				
7,00	1,00		0,150				
8,00	1,00		0,175				
8,00	1,50		0,244				
8,00	2,00		0,300				
8,00	2,50		0,344				
9,00	1,00		0,200				
9,53	0,71	3/8" x 0,028"	0,157				
9,53	0,89	3/8" x 0,035"	0,193				
9,53	1,24	3/8" x 0,049"	0,257				
9,53	1,65	3/8" x 0,065"	0,326				
9,53	2,11	3/8" x 0,083"	0,392				
10,00	1,00		0,225				
10,00	1,50		0,319				
10,00	2,00		0,401				
10,00	2,50		0,470				
10,00	3,00		0,526				
10,20	1,60		0,345				
10,20	2,00		0,411				
11,00	1,50		0,357				
12,00	1,00		0,275				
12,00	1,50		0,394				
12,00	2,00		0,501				
12,00	2,50		0,595				
12,00	3,00		0,676				
12,00	4,00		0,801				
12,70	0,71		0,213				
12,70	0,89		0,263				
12,70	1,24		0,356				
12,70	1,65		0,457				
12,70	2,11		0,560				
13,00	1,00		0,300				
13,00	1,50		0,432				
13,50	1,60		0,477				
13,50	2,00		0,576				
13,50	2,30	1/4" GAS / BSP	0,645				
13,72	1,65	1/4" SCH 10S	0,499				
13,72	2,24	1/4" SCH 40S	0,644				
13,72	3,02	1/4" SCH 80S	0,809				
14,00	1,00		0,326				
14,00	1,50		0,470				



**DİKİŞSİZ BORULAR**  
**SEAMLESS TUBE**

Ürün Kodu: Mat :0005  
Polisaj:0006

Art. Code: Matt :0005  
Polished:0006



NORMLAR / NORMS: EN 10216-5, ASTM-A269, ASTM-A 312

SERTİFİKA / CERTIFICATE: EN 10204 3,2

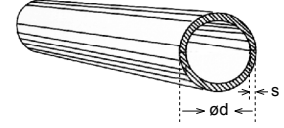
Dış Çap Outside Diameter ø(d) (mm)	Et Kalınlığı Thickness (s) (mm)	Boyutlar Dimensions INCH-GAS-SCH	Kg / m	304 - 304L		316 - 316L	
				Mat Matt	polisajlı polished	Mat Matt	polisajlı polished
14,00	2,00		0,601				
14,00	2,50		0,720				
14,00	3,00		0,826				
15,00	1,00		0,351				
15,00	1,50		0,507				
15,00	2,00		0,651				
15,00	2,50		0,783				
15,00	3,00		0,901				
15,00	4,00		1,102				
16,00	1,00		0,376				
16,00	1,50		0,545				
16,00	2,00		0,701				
16,00	2,50		0,845				
16,00	3,00		0,977				
16,00	3,50		1,096				
16,00	4,00		1,202				
17,15	1,65	3/4" SCH 10S	0,640				
17,15	2,31	3/8" SCH 40S	0,858				
17,15	3,20	3/8" SCH 80S	1,118				
17,20	1,60		0,625				
17,20	2,00		0,761				
17,20	2,35	3/8" GAS / BSP	0,874				
17,20	2,90		1,038				
17,20	3,20		1,122				
18,00	1,00		0,426				
18,00	1,50		0,620				
18,00	2,00		0,801				
18,00	2,50		0,970				
18,00	3,00		1,127				
18,00	3,50		1,271				
18,00	4,00		1,402				
19,05	1,65	3/4" X 0,065"	0,719				
19,05	2,11	3/4" X 0,083"	0,895				
20,00	1,00		0,476				
20,00	1,50		0,695				
20,00	2,00		0,901				
20,00	2,50		1,096				
20,00	3,00		1,277				
20,00	3,50		1,446				
20,00	4,00		1,603				
20,00	5,00		1,878				
21,30	1,60		0,789				
21,30	2,00		0,967				
21,30	2,60	1/2" GAS / BSP	1,217				
21,30	2,90		1,336				
21,30	3,20		1,450				
21,34	2,11	1/2" SCH 10S	1,016				
21,34	2,77	1/2" SCH 40S	1,288				



**DİKİŞSİZ BORULAR**  
**SEAMLESS TUBE**

Ürün Kodu: Mat :0005  
Polisaj:0006

Art. Code: Matt :0005  
Polished:0006



NORMLAR / NORMS: EN 10216-5, ASTM-A269, ASTM-A 312

SERTİFİKA / CERTIFICATE: EN 10204 3,2

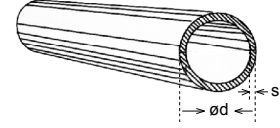
Dış Çap Outside Diameter ø(d) (mm)	Et Kalınlığı Thickness (s) (mm)	Boyutlar Dimensions INCH-GAS-SCH	Kg / m	304 - 304L		316 - 316L	
				Mat Matt	polisajlı polished	Mat Matt	polisajlı polished
21,34	3,73	1/2" x SCH 80S	1,645				
21,34	4,78	1/2" x SCH 160	1,982				
21,34	7,47	1/2" SCH XXS	2,594				
22,00	1,00		0,526				
22,00	1,50		0,770				
22,00	2,00		1,002				
22,00	2,50		1,221				
22,00	3,00		1,427				
22,00	4,00		1,803				
23,00	1,50		0,808				
24,00	2,00		1,102				
25,00	1,00		0,601				
25,00	1,50		0,883				
25,00	2,00		1,152				
25,00	2,50		1,409				
25,00	3,00		1,653				
25,00	3,50		1,884				
25,00	4,00		2,103				
25,00	5,00		2,504				
25,00	6,00		2,855				
25,40	1,65	1" x 0,065"	0,981				
25,40	2,11	1" x 0,083"	1,231				
26,67	2,11	3/4" SCH 10S	1,298				
26,67	2,87	3/4" SCH 40S	1,710				
26,67	3,91	3/4" SCH 80S	2,228				
26,67	5,56	3/4" SCH 160	2,939				
26,67	7,82	3/4" SCH XXS	3,691				
26,90	1,60		1,014				
26,90	2,00		1,247				
26,90	2,30		1,417				
26,90	2,60		1,582				
26,90	2,90		1,743				
26,90	3,20		1,899				
26,90	4,00		2,294				
28,00	1,00		0,676				
28,00	1,50		0,995				
28,00	2,00		1,302				
28,00	2,50		1,596				
28,00	3,00		1,878				
28,00	3,50		2,147				
28,00	4,00		2,404				
28,00	5,00		2,880				
30,00	1,00		0,726				
30,00	1,50		1,070				
30,00	2,00		1,402				
30,00	2,50		1,722				
30,00	2,60		1,784				
30,00	3,00		2,028				



**DİKİŞSİZ BORULAR**  
**SEAMLESS TUBE**

Ürün Kodu: Mat :0005  
Polisaj:0006

Art. Code: Matt :0005  
Polished:0006



NORMLAR / NORMS: EN 10216-5, ASTM-A269, ASTM-A 312

SERTİFİKA / CERTIFICATE: EN 10204 3,2

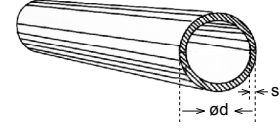
Dış Çap Outside Diameter ø(d) (mm)	Et Kalınlığı Thickness (s) (mm)	Boyutlar Dimensions INCH-GAS-SCH	Kg / m	304 - 304L		316 - 316L	
				Mat Matt	polisajlı polished	Mat Matt	polisajlı polished
30,00	3,50		2,322				
30,00	4,00		2,604				
30,00	5,00		3,130				
32,00	1,50		1,146				
32,00	2,00		1,502				
32,00	2,50		1,847				
32,00	3,00		2,178				
32,00	4,00		2,804				
33,00	1,50		1,183				
33,40	2,77	1" SCH 10S	2,125				
33,40	3,38	1" SCH 40S	2,541				
33,40	4,55	1" SCH 80S	3,287				
33,40	6,35	1" SCH 160S	4,301				
33,40	9,09	1" SCH XXS	5,533				
33,70	1,60		1,286				
33,70	2,00		1,588				
33,70	2,60		2,025				
33,70	2,90		2,237				
33,70	3,20		2,444				
33,70	3,60		2,713				
33,70	4,05		3,007				
33,70	4,50		3,290				
33,70	5,00		3,593				
34,00	2,00		1,603				
35,00	1,50		1,258				
35,00	2,00		1,653				
35,00	2,50		2,035				
35,00	3,00		2,404				
35,00	4,00		3,105				
35,00	5,00		3,756				
36,00	2,00		1,703				
38,00	1,50		1,371				
38,00	2,00		1,803				
38,00	2,60		2,305				
38,00	3,00		2,629				
38,00	4,00		3,405				
38,00	5,00		4,132				
38,00	6,00		4,808				
40,00	1,50		1,446				
40,00	2,00		1,903				
40,00	2,50		2,348				
40,00	3,00		2,779				
40,00	4,00		3,606				
40,00	5,00		4,382				
42,00	2,00		2,003				
42,00	3,00		2,930				
42,00	6,00		5,409				
42,16	2,77	1.1/4" SCH 10S	2,732				



**DİKİŞSİZ BORULAR**  
**SEAMLESS TUBE**

Ürün Kodu: Mat :0005  
Polisaj:0006

Art. Code: Matt :0005  
Polished:0006



NORMLAR / NORMS: EN 10216-5, ASTM-A269, ASTM-A 312

SERTİFİKA / CERTIFICATE: EN 10204 3,2

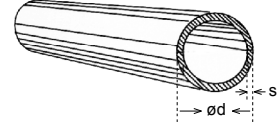
Dış Çap Outside Diameter ø(d) (mm)	Et Kalınlığı Thickness (s) (mm)	Boyutlar Dimensions INCH-GAS-SCH	Kg / m	304 - 304L		316 - 316L	
				Mat Matt	polisajlı polished	Mat Matt	polisajlı polished
42,16	3,56	1.1/4" SCH 40S	3,441				
42,16	4,85	1.1/4" SCH 80S	4,531				
42,16	6,35	1.1/4" SCH 160	5,694				
42,40	1,60		1,635				
42,40	2,00		2,023				
42,40	2,60		2,591				
42,40	2,90		2,868				
42,40	3,20		3,141				
42,40	3,60		3,498				
42,40	4,05		3,889				
43,00	1,50		1,559				
44,50	2,00		2,128				
44,50	2,60		2,728				
44,50	2,90		3,021				
44,50	4,00		4,056				
45,00	2,00		2,153				
45,00	3,00		3,155				
45,00	3,50		3,637				
45,00	5,00		5,008				
48,00	4,00		4,407				
48,26	2,77	1.1/2" SCH 10S	3,155				
48,26	3,68	1.1/2" SCH 40S	4,108				
48,26	5,08	1.1/2" SCH 80S	5,493				
48,26	7,14	1.1/2" SCH 160	7,352				
48,26	10,15	1.1/2" SCH XXS	9,686				
48,30	1,60		1,871				
48,30	2,00		2,319				
48,30	2,60		2,975				
48,30	2,90		3,297				
48,30	3,20	1.1/2" GAS / BSP	3,614				
48,30	3,60		4,029				
48,30	4,05		4,487				
48,30	6,30		6,626				
48,30	8,00		8,073				
50,00	1,50		1,822				
50,00	2,00		2,404				
50,00	3,00		3,531				
50,00	4,00		4,607				
50,00	5,00		5,634				
50,00	6,00		6,611				
51,00	2,00		2,454				
51,00	2,60		3,151				
52,00	1,50		1,897				
53,00	1,50		1,934				
54,00	2,00		2,604				
55,00	2,50		3,287				
55,00	5,00		6,260				
57,00	2,00		2,754				



**DİKİŞSİZ BORULAR**  
**SEAMLESS TUBE**

Ürün Kodu: Mat :0005  
Polisaj:0006

Art. Code: Matt :0005  
Polished:0006



NORMLAR / NORMS: EN 10216-5, ASTM-A269, ASTM-A 312

SERTİFİKA / CERTIFICATE: EN 10204 3,2

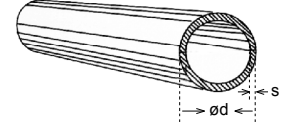
Dış Çap Outside Diameter ø(d) (mm)	Et Kalınlığı Thickness (s) (mm)	Boyutlar Dimensions INCH-GAS-SCH	Kg / m	304 - 304L		316 - 316L	
				Mat Matt	polisajlı polished	Mat Matt	polisajlı polished
57,00	2,60		3,542				
57,00	2,90		3,929				
57,00	3,50		4,689				
57,00	4,00		5,308				
57,00	4,50		5,916				
57,00	5,00		6,510				
60,00	5,00		6,886				
60,30	1,60		2,352				
60,30	2,00		2,920				
60,30	2,60		3,757				
60,30	2,90		4,168				
60,30	3,20		5,575				
60,30	3,60	2" GAS / BSP	5,111				
60,30	4,00		5,639				
60,30	4,50		6,288				
60,30	5,00		6,924				
60,30	6,30		8,519				
60,30	7,10		9,458				
60,30	8,00		40,477				
60,30	10,00		12,595				
60,33	2,77	2" SCH 10S	3,992				
60,33	3,91	2" SCH 40S	5,524				
60,33	5,54	2" SCH 80S	7,601				
60,33	8,74	2" SCH 160	11,290				
60,33	11,07	2" SCH XXS	13,655				
63,50	2,60		3,965				
64,00	2,00		3,105				
70,00	2,00		3,405				
70,00	3,00		5,033				
70,00	4,00		6,611				
70,00	5,00		8,138				
70,00	6,30		10,049				
70,00	7,00		11,043				
73,03	3,05	2.1/2" SCH 10S	5,345				
73,03	5,16	2.1/2" SCH 40S	8,769				
73,03	7,01	2.1/2" SCH 80S	11,589				
73,03	9,53	2.1/2" SCH 160	15,153				
76,10	2,00		3,711				
76,10	2,30		4,250				
76,10	2,60		4,785				
76,10	2,90		5,315				
76,10	3,20		5,841				
76,10	3,60	2.1/2" GAS / BSP	6,535				
76,10	4,00		7,222				
76,10	4,50		8,068				
76,10	5,00		8,902				
76,10	6,30		11,011				
76,10	7,10		12,267				



**DİKİŞSİZ BORULAR**  
**SEAMLESS TUBE**

Ürün Kodu: Mat :0005  
Polisaj:0006

Art. Code: Matt :0005  
Polished:0006



NORMLAR / NORMS: EN 10216-5, ASTM-A269, ASTM-A 312

SERTİFİKA / CERTIFICATE: EN 10204 3,2

Dış Çap Outside Diameter ø(d) (mm)	Et Kalınlığı Thickness (s) (mm)	Boyutlar Dimensions INCH-GAS-SCH	Kg / m	304 - 304L		316 - 316L	
				Mat Matt	polisajlı polished	Mat Matt	polisajlı polished
76,10	8,00		13,642				
76,10	10,00		16,551				
76,10	12,50		19,907				
80,00	2,00		3,906				
80,00	4,00		7,612				
80,00	5,00		9,390				
88,90	2,00		4,352				
88,90	2,30		4,987				
88,90	2,60		5,618				
88,90	2,90		6,245				
88,90	3,05	3" SCH 10S	6,557				
88,90	3,20		6,867				
88,90	3,60		7,689				
88,90	4,05	3" GAS / BSP	8,605				
88,90	4,50		9,510				
88,90	5,00		10,504				
88,90	5,49	3" SCH 40S	11,466				
88,90	6,30		13,030				
88,90	7,62	3" SCH 80S	15,509				
88,90	11,13	3" SCH 160	21,674				
101,60	3,05	3.1/2" SCH 10S	7,526				
101,60	3,60		8,834				
101,60	4,05	3.1/2" GAS/ BSP	9,893				
101,60	5,00		12,094				
101,60	5,74	3.1/2" SCH 40S	13,778				
101,60	8,08	3.1/2" SCH 80S	18,921				
108,00	3,00		7,888				
108,00	3,60		9,411				
108,00	4,00		10,417				
108,00	5,00		12,896				
108,00	6,30		16,043				
108,00	8,00		20,032				
114,30	2,60		7,272				
114,30	3,05	4" SCH 10S	8,496				
114,30	3,20		8,902				
114,30	3,60		9,979				
114,30	4,00		11,048				
114,30	4,50		12,372				
114,30	5,00		13,684				
114,30	5,40		14,725				
114,30	6,02	4" SCH 40S	16,322				
114,30	6,30		17,037				
114,30	7,10		19,058				
114,30	8,56	4" SCH 80S	22,665				
114,30	13,49	4" SCH 160	34,053				
121,00	4,00		11,719				
127,00	4,00		12,320				
133,00	4,00		12,921				

